

120VAC Stand-Alone Relay Modules

Our AC-powered stand-alone relay modules provide isolation, switch high current (10A) loads and are offered in single or 4-socket modules. Relays are included with the modules.

Modules mount on 35mm DIN rail (part #DN-R35S1) or 15mm DIN rail (part #DN-R15S1).



ZL-RLS1-120



ZL-RLS4-120

Specifications								
120VAC Stand-Alone Relay Modules	Part #	Pcs/Pkg	Price/Pkg	Weight (lbs)	Part #	Pcs/Pkg	Price/Pkg	Weight (lbs)
		ZL-RLS1-120	1	\$34.50	0.10	ZL-RLS4-120	1	\$102.00
Description	Single-socketed relay with 120VAC relay with LED			Four-socketed relays with 120VAC relays with LEDs				
Mechanical Life	10,000,000 Operations at no load condition							
Electrical Life	100,000 Operations at rated resistive load							
Operating Frequency	20 cycles per minute electrical, 300 cycles per minute mechanical							
Isolation Coil to Contact	2500VAC for 1 minute							
Isolation NC Contact to NO Contact Same Relay	1000VAC for 1 minute							
Isolation Between Relays	N/A			1000VAC for 1 minute				
Red LED Indicator State Relay	ON = relay energized, OFF = relay de-energized							
Operating Temperature Range	32 to 140°F (0 to 60°C)							
Humidity Range	45 to 85% RH							
Vibration Resistance	10 to 55 Hz dual amplitude width 1.5 mm							
Shock Resistances	1000m/s ² endurance, 100m/s ² operation							
Terminal Block Contacts	Copper alloy, tin-lead plated							
Wire Range*	12–24 AWG Solid or Stranded Conductor							
Wire Strip Length	0.24–0.27 in (6–7 mm)							
Screw Torque	4.4 in·lbs (0.5 N·m)							
Replacement Relays	ZL-RELAY-120X4, Qty. 4/pkg							
Cable/Wire Clearance	0.5 in (12.7 mm) Required							
Approvals	File # E157382 UL, cUL 508							

Relay Specifications			
Contact		Coil	
Current Rating	30VDC @ 10A 250VAC @ 8A General Use	Input Voltage Rating	115VAC (-20%/+30%), 50–60Hz
Contact Type	1 Form C (SPDT)	Maximum Continuous Coil Voltage	150VAC
Contact Voltage (per point) *	250VAC/30VDC	Rated Current per Coil	7.65 mA (±10%) @ 115VAC 50Hz 6.30 mA (±10%) @ 115VAC 60Hz
Maximum Power Inductive	2000VA General Use	Coil Resistance	8100Ω (±10%)
Maximum Power Resistive	AC 2000VA, DC 300W	Power Consumption per Coil	0.88 W @ 50Hz 0.73 W @ 60Hz
Maximum Switching Voltage	250VAC, 110VDC	Drop-Out Voltage Min.	34.5 VAC
Minimum Load	10mA @ 5VDC	Pick-Up Voltage Max.	92VAC
Contact Resistance	100mΩ Max @ 1A, 6VDC	Off to On/On to Off Response Time	12ms / 8ms
Contact Material	AgNi (Silver Nickel Alloy)		

* Use conductors rated for 60°/75°C for relay outputs.



Note: See wiring details and dimensional drawings on our Web site at:
<http://www.automationdirect.com/static/manuals/ziplinks/ziplinks.html>.

Replacement Relays

Replacement relays are offered with a 24VDC coil or 120VAC coil and are for use with the **ZIPLink** relay modules.

Sold in packages of 4.



ZL-RELAY-24X4
\$21.50



ZL-RELAY-120X4
\$29.00

24VDC Relay Specifications			
Contact		Coil	
Current Rating	30VDC @ 10A 250VAC @ 8A General Use	Input Voltage Range	24VDC (-20%/+30%)
		Maximum Continuous Coil Voltage	31.2 VDC
Contact Type	1 Form C (SPDT)	Rated Current per Coil	16.7 mA (±10%) @ 24VDC
Contact Voltage (per point)	250VAC/30VDC	Coil Resistance	1440Ω (±10%)
Maximum Power Inductive	2000VA General Use	Power Consumption per Coil	0.4 W
Maximum Power Resistive	AC 2000VA, DC 300W	Pick Up Current Max. per Coil	15mA
Maximum Switching Voltage	250VAC, 110VDC	Drop-Out Voltage Min.	1.2 VDC
Minimum Load	10mA @ 5VDC	Pick-Up Voltage Max.	19.2 VDC
Contact Resistance	100mΩ Max @ 1A, 6VDC	Off to On/On to Off Response Time	12ms/8ms
Contact Material	AgNi (Silver Nickel Alloy)	Weight (lbs)	0.11
120VAC Relay Specifications			
Contact		Coil	
Current Rating	30VDC @ 10A 250VAC @ 8A General Use	Input Voltage Range	115VAC (-20%/+30%), 50–60Hz
		Maximum Continuous Coil Voltage	150VAC
Contact Type	1 Form C (SPDT)	Rated Current per Coil	7.65 mA (±10%) @ 115VAC 50Hz
Contact Voltage (per point)	250VAC/30VDC		6.30 mA (±10%) @ 115VAC 60Hz
Maximum Power Inductive	2000VA General Use	Coil Resistance	8100Ω (±10%)
Maximum Power Resistive	AC 2000VA, DC 300W	Power Consumption per Coil	0.88 W @ 50Hz 0.73 W @ 60Hz
Maximum Switching Voltage	250VAC, 110VDC	Drop-Out Voltage Min.	34.5 VAC
Minimum Load	10mA @ 5VDC	Pick-Up Voltage Max.	92VAC
Contact Resistance	100mΩ Max @ 1A, 6VDC	Off to On / On to Off Response Time	12ms/8ms
Contact Material	AgNi (Silver Nickel Alloy)	Weight (lbs)	0.11

Installation Accessories

Accessories			
	Part #	Pcs/Pkg	Price/Pkg
DIN Rail	DN-R35S1	10	\$56.00
Angled Support Bracket	DN-ASB1	50	\$107.00
End Bracket	DN-EB35	50	\$67.00

Replacement Relays

Replacement 24VDC relays are offered for use with the **ZIPLink** relay modules **ZL-RRL16F-24-1/-2**.

Sold in packages of 4.

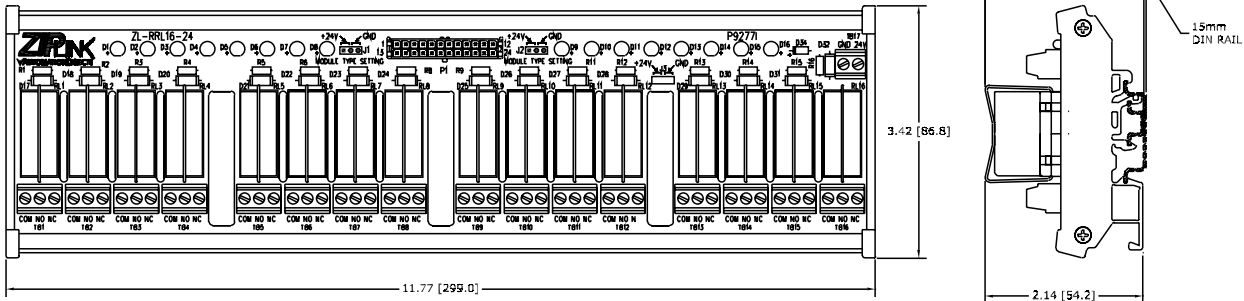


ZL-RELAY-F24X4
\$24.00

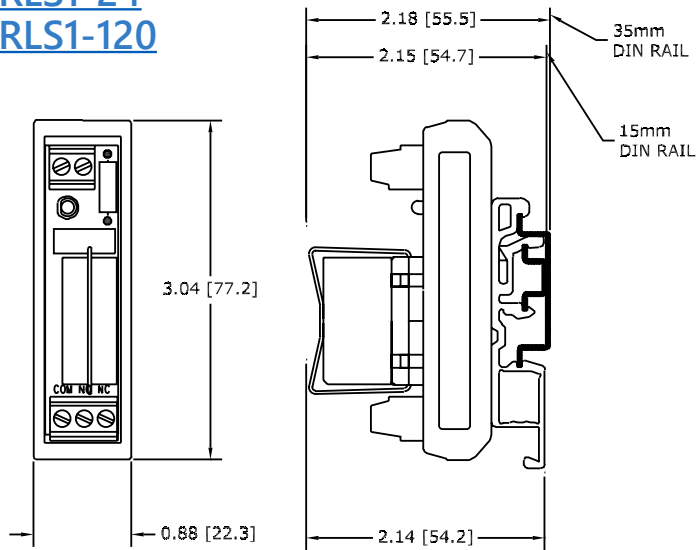
ZL-RELAY-F24x4 24VDC Relay Specifications			
Contact		Coil	
Current Rating	30VDC @ 8A 250VAC @ 8A General Use	Input Voltage Range	24VDC (-20%/+30%)
		Maximum Continuous Coil Voltage	31.2 VDC
Contact Type	1 Form C (SPDT)	Rated Current per Coil	16.7 mA (±10%) @ 24VDC
Contact Voltage (per point)	250VAC / 30VDC	Coil Resistance	1440Ω (±10%)
Maximum Power Inductive	2000VA General Use	Power Consumption per Coil	0.4 W
Maximum Power Resistive	AC 2000VA, DC 240W	Pick Up Current Max. per Coil	15mA
Maximum Switching Voltage	250VAC, 300VDC	Drop-Out Voltage Min.	1.2 VDC
Minimum Load	10mA @ 5VDC	Pick-Up Voltage Max.	19.2 VDC
Contact Resistance	100mΩ Max @ 1A, 6VDC	Off to On/On to Off Response Time	12ms/8ms
Contact Material	AgNi (Silver Nickel Alloy)	Weight (lbs)	0.11

Module Dimensions

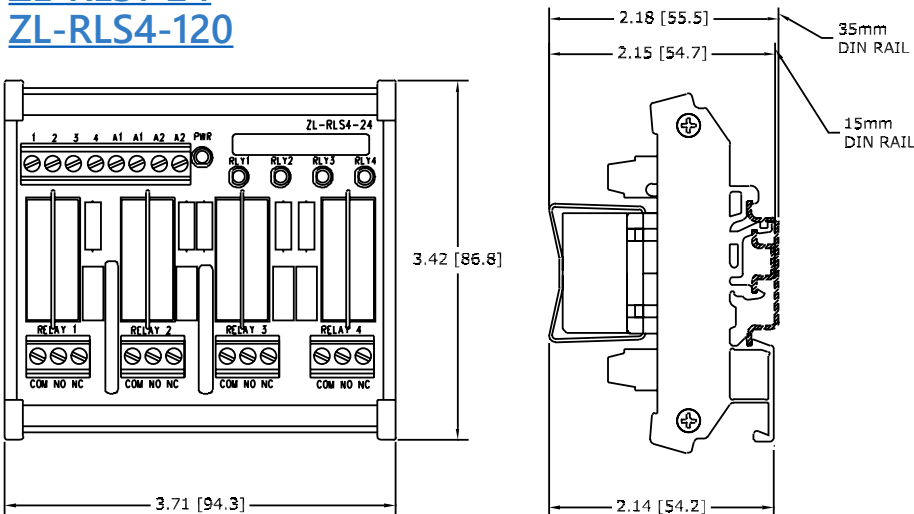
ZL-RRL16-24-1 ZL-RRL16-24-2



ZL-RLS1-24 ZL-RLS1-120



ZL-RLS1-24 ZL-RLS4-120



Note: Dimensions shown in Inches [mm]

