

# proense® Relay Timers

## Multi-Mode Relay Timers TRM-10 Series

### Overview

The TRM-10 series offers an easy and accurate way to select a function and any time delay between 50ms and 999 hours. Programming is accomplished by using a pushbutton thumbwheel to select one of seven built-in time ranges and three pushbutton thumbwheels to digitally set the time delay required. These units have a fifth pushbutton thumbwheel to select one of ten built-in functions. An LED indicates timing mode and time out condition.

### Features

- Ten user-selectable modes in one unit
- Pushbutton thumbwheels for digital set of time delay and function
- 50ms to 999 hour programmable time range
- 120 VAC/VDC and 24 VAC/VDC models available
- 11-pin octal socket
- 10A DPDT output contact
- LED indicates timing mode and time out conditions.



**TRM-10-D-120AD**

Multi-Mode Relay Timers TRM-10 Series						
Part Number	Price	Timer Type	Timing Range	Voltage	Output Type	Drawing Links
<a href="#">TRM-10-D-120AD</a>	\$69.00	Multi-mode 10 mode selectable	0.05 seconds to 999 hours selectable	120 VAC/VDC	(1) DPDT timed relay	<a href="#">PDF</a>
<a href="#">TRM-10-D-24AD</a>	\$69.00	Multi-mode 10 mode selectable	0.05 seconds to 999 hours selectable	24 VAC/VDC	(1) DPDT timed relay	<a href="#">PDF</a>

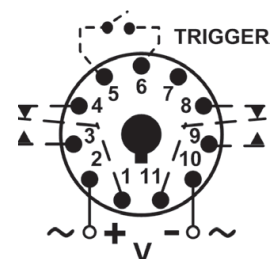
Multi-Mode Relay Timer Specifications		
Part Number	TRM-10-D-120AD	TRM-10-D-24AD
<b>Input Specifications</b>		
Nominal Voltage	120 VAC/VDC	24 VAC/VDC
Nominal Consumption	3VA	
Nominal Frequency	50/60 Hz	
<b>Contact Specifications</b>		
Type	(1) DPDT	
Switching Capacity	10A @ 240VAC, 30VDC 1/2 HP @ 120/240 VAC (N.O.) 1/3 HP @ 120/240 VAC (N.C.) B300 & R300 (N.O.) AC15 and DC13	
Electrical Lifetime	Full Load: 100,000 operations	
Mechanical Lifetime	10,000,000 operations	
<b>Reset Time</b>		
Functions Triggered with All Other Functions	0.1 seconds	
Functions Triggered with Control Switch	0.04 seconds	
<b>Time Circuit Specifications</b>		
Setting Accuracy	Constant Voltage & Temperature w/i specifications: +0.1% of set time or +50ms, whichever is greater For Variable Voltage & Temperature w/i specifications: +1% of set time or +50ms, whichever is greater	
Start-up Time	Time from when power is applied until unit is timing: 0.05 seconds	
Maintain Function Time	Time unit continues to operate after power is removed: 0.01 seconds	
Repeat Accuracy	For Constant Voltage & Temperature w/i specifications: +0.1% of set time or +0.02 seconds, whichever is greater For Variable Voltage & Temperature w/i specifications: +1% of set time or +0.02 seconds, whichever is greater	

Multi-Mode Relay Timer Specifications	
<b>General Specifications</b>	
Connection (screw terminal)	Recommend 70170-D socket 1 or 2 #12-20 AWG Wire
Tightening Torque	12 in-lb
Wire/Ferrule Size	1 or 2 #12-20 AWG (Ferrule size: Stud size 6 with max overall width 0.30")
Ambient Temperature	-28 to +65°C [-18 to +150°F]
Storage Temperature	-40 to +85°C [-40 to +185°F]
Protection Rating	IP20
Vibration Resistance	10-55 Hz with 3G maximum and 0.5mm total displacement (+/- .25mm).
Mounting	Socket mount (11-pin required)
Mounting Orientation	Any
LED Indicator	See Installation Instructions
Weight	0.22 lbs
Agency Approvals and Standards *	cULus, / UL Recognized File E191059, CE UL Listed with appropriate socket File E191059 CSA 602618

\*To obtain the most current agency approval information, see the Agency Compliance & Certifications Checklist section on the specific part number's web page.

Function Table	
Select Function	
<b>A</b>	On Delay
<b>B</b>	Interval
<b>C</b>	Off Delay
<b>D</b>	One Shot
<b>E</b>	Flasher - Off 1st
<b>F</b>	Flasher - On 1st
<b>G</b>	On/Off Delay
<b>H</b>	1 Shot Falling Edge
<b>J</b>	Watchdog
<b>K</b>	Trig. On Delay

### Wiring Diagram



# pro<sup>sense</sup>® Octal Sockets

## Features

- Mounts on 35mm DIN rail
- Screw clamp wire termination



**70169-D**



**70170-D**



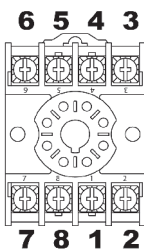
**750-2C-SKT**

Octal Sockets for Relays					
Part Number	Price	Description	Qty	Wt (lb)	Drawing Links
<b><u>70169-D</u></b>	\$5.25	Macromatic relay socket, 8-pin, 35mm DIN rail or panel mount. For use with ProSense octal relays.	1	0.1	<a href="#">PDF</a>
<b><u>70170-D</u></b>	\$6.25	Macromatic relay socket, 11-pin, 35mm DIN rail or panel mount. For use with ProSense octal relays.	1	0.1	<a href="#">PDF</a>
<b><u>750-2C-SKT</u></b>	\$4.75	AutomationDirect relay socket, 8-pin, 35mm DIN rail or panel mount. For use with 750-2C and H750-2C series octal relays.	1	0.1	<a href="#">PDF</a>

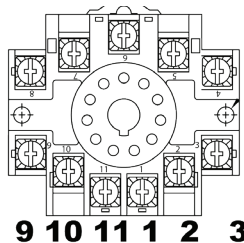
Octal Sockets Specifications								
Part Number	Number of Pins	Voltage	Current	Screw Size	Wire Size (capacity)	Screw Torque	Screw Chassis Mounting Torque	Agency Approval *
<b><u>70169-D</u></b>	8	600V	10A	6-32	1 or 2, 12-20 AWG	12 in-lb	7 in-lb	UL Recognized E169693, CSA, CE
<b><u>70170-D</u></b>	11	300V	10A	6-32	1 or 2, 12-20 AWG	12 in-lb	12 in-lb	
<b><u>750-2C-SKT</u></b>	8	600V	5A	M3.5	1-12 AWG / 1-14 AWG	9 in-lb	7 in-lb	UL Recognized E225080, CSA, CE

\* To obtain the most current agency approval information, see the Agency Compliance & Certifications Checklist section on the specific part number's web page.

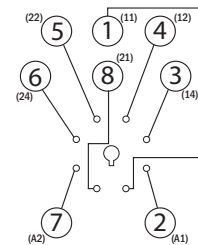
## Socket Pinouts



**70169-D**



**70170-D**



**750-2C-SKT**